


## INSTRUCTION TO GET 2ND PHASE E-COUNSELING LIST FOR PROGRAMME (GENERAL) COURSE











1. Open our college website – [sukantamahavidyalaya.ac.in](http://sukantamahavidyalaya.ac.in)

2. Click on 

3. Click on 

4. Click on 

5. Click on appropriate  button of appropriate course from :

16	BA (Programme)						
17	BSC (Programme)	Bio Sc.					
18	BSC (Programme)	Pure Sc.	